PLASTIC DIVISION / METAL DIVISION

CO.PAR.

INDUSTRIAL VEHICLES EQUIPMENT

PLASTIC DIVISION

4 MUDGUARDS
6 TOOLBOX + TANK
8 TOOLBOXES
17 WATER TANKS
18 FIREBOXES
24 DOCUMENT HOLDERS
26 PLASTIC WHEEL CHOCKS
27 FARM TRACTOR FENDERS

MUDGUARDS
PARAJET

PARAJET

CODE	L x S x W x H	MATERIAL*	WEIGHT kg
RPRE900230N0**	1400 x 900 x 230 x 415	PE	1,6
IPRE900280N0	1400 x 900 x 280 x 415	PP	1,3
IPRE780400N0	1180 x 780 x 400 x 370	PP	2
IPRE880400N0	1380 x 880 x 400 x 435	PP	2
IPRE880450N0	1380 x 880 x 450 x 435	PP	2,2
IPREA10510N0	1670 x 1010 x 510 x 540	PP	3,5
IPREB50550N0	1750 x 1150 x 550 x 540	PP	3,5
IPREB50600N0	1750 x 1150 x 600 x 555	PP	3,8
IPRED00435N0	1910 x 1300 x 435 x 590	PP	3,7
IPRED20435N0	2100 x 1320 x 435 x 660	PP	4
IPRED40650N0	2100 x 1340 x 650 x 670	PP	6
IPRED00700N0***	1900 x 1300 x 700 x 575	PP	5,4

*Material PP: polypropylene / injection molding - PE: polyethylene / rotomolding
**Smooth finish
***Fixing-assisted PARAJET for adjustable nylon brackets

FLAT TOP PARAJET

CODE	L x S x W x H	MATERIAL*	WEIGHT kg
IPSE900280N0	1450 x 900 x 280 x 450	PP	1,5
IPSE910450N0	1470 x 910 x 450 x 450	PP	2,5
IPSEA00510N0	1725 x 1000 x 510 x 550	PP	3,8
RPSEA80550N0	1870 x 1080 x 550 x 555	PE	5,1

*Material PP: polypropylene / injection molding - PE: polyethylene / rotomolding

HALF PARAJET

CODE	L x W	MATERIAL*	WEIGHT kg
IPME700450N0	700 x 450	PP	1,3
IPME700650N0	700 x 650	PP	1,9
IPME800450N0	800 x 450	PP	1,5
IPME800650N0	800 x 650	PP	2,2
IPMEA00450N0	1000 x 450	PP	1,8
IPMEA00650N0	1000 x 650	PP	2,8

*Material PP: polypropylene / injection molding

ANTISPRAY REG. (EU) N. 109/2011

CODE	H x W	MATERIAL*	WEIGHT kg
IASE750435N0	750 x 435	PP	1,2
IASE750500N0	750 x 500	PP	1,3
IASE750550N0	750 x 550	PP	1,4
IASE750600N0	750 x 600	PP	1,5
IASE750650N0	750 x 650	PP	1,7

*Material PP: polypropylene / injection molding

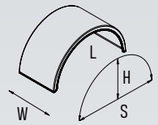

Table:
L = Lenght (mm)
S = Span (mm)
W = Width (mm)
H = Height (mm)

Matt finish

***Fixing-assisted PARAJET: drilling markers for adjustable nylon brackets

NOTE: PRE-ASSEMBLY SERVICE OF ANTISPRAY AND/OR BRACKETS ON DEMAND

Antispray Regulation (EU) n. 109/2011



Antispray fixing holes

TOOLBOX + TANK
IDROBOX

PATENTED

PLUS 1
Regulation ECE R73.01
(The Homologation is valid only with Co.Par. supports)

PLUS 2
Removable 18 lt water tank

PLUS 3
1 only support for Toolbox + Tank
50% saving on installation costs and time



PLUS 4
Traction handle



PLUS 5
Double-walled inside closing lid

PLUS 6
Logo: plastified reflector sticker** / embossed

3/4" Tap

2" Cap

Soap dispenser

IDROBOX

CODE	ARTICLE	L x D x H	MATERIAL*	WEIGHT kg	CAPACITY lt	TANK CAPACITY lt
RFAED34000N0	IDROBOX 80	800 x 470 x 450	PE	12	90	18
RFAEC34000N0	IDROBOX 60	600 x 470 x 450	PE	10	55	18

*Material PE: polyethylene / rotomolding - Endurance temperature: from +60°C to -45°C

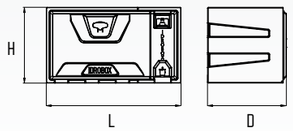

Table:
L = Lenght (mm)
D = Depth (mm)
H = Height (mm)

SUPPORTS* & SPARE PARTS

CODE	ARTICLE
FSUMIDR080ZC	"U" support for IDROBOX 80
FSUMKT2X2GN7	Chassis support for IDROBOX 80
FSUMKT4D2IN7	"U" support for IDROBOX 60
FSUMKT2X2IN7	Chassis support for IDROBOX 60
RJSIDBOX00A0	Removable 18 lt water tank (body only)
HACP060ACC	3/4" tap
HACP030TAP	2" cap
HACVDOS100B0	Soap dispenser (white)
HACSETBF0000	Plastified reflector sticker IDROBOX**

*Material: hot dip galvanized steel
** Custom sticker on demand / MOQ applies

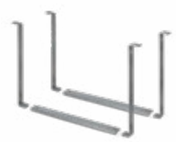

Underbody "U" support

Chassis support

THE LINE COMPLIES WITH THE REGULATION ECE R73.01 - SIDE GUARD PROTECTION DEVICE

MANDATORY INSTALLATION OF HORIZONTAL SUPPORT BARS UNDER THE BOX

TOOLBOXES
MAGIC BOX

MAGIC BOX

CODE	ARTICLE	L x D x H	MATERIAL*	WEIGHT kg	CAPACITY lt
RNAEF34000N0	MAGIC BOX 120	1200 x 480 x 500	PE	17	231
RNAEF33000N0	MAGIC BOX 120 S	1200 x 480 x 400	PE	15,2	180,5
RNAEE34000N0	MAGIC BOX 100	1000 x 490 x 500	PE	12,8	190
RNAEE33000N0	MAGIC BOX 100 S	1000 x 490 x 400	PE	10,9	150,5
RNAED34000N0	MAGIC BOX 80	800 x 490 x 500	PE	10,3	151
RNAED33000N0	MAGIC BOX 80 S	800 x 490 x 400	PE	9,2	120
RNAEC45000N0	MAGIC BOX 70	700 x 600 x 500	PE	10	171,5
RNAEC44000N0	MAGIC BOX 70 S	700 x 350 x 350	PE	5,9	64
RNAEC34000N0	MAGIC BOX 60	600 x 470 x 450	PE	7,5	102
RNAEC33000N0	MAGIC BOX 60 S	600 x 470 x 400	PE	6,6	90
RNAEB13000N0	MAGIC BOX 50	500 x 370 x 400	PE	5,1	55
RNAEB22000N0	MAGIC BOX 50 S	500 x 450 x 300	PE	4,3	51,5
RNAEA12000N0	MAGIC BOX 40	400 x 370 x 350	PE	4	37,5

*Material PE: polyethylene / rotomolding - Endurance temperature: from +60°C to -45°C

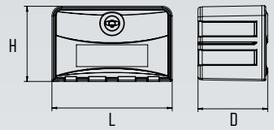

Table:
L = Lenght (mm)
D = Depth (mm)
H = Height (mm)

UNDERBODY "U" SUPPORT*

CODE	ARTICLE
FSUMKT4E2MN7	"U" support for MAGIC BOX 120
FSUMKT4C2MN7	"U" support for MAGIC BOX 120 S
FSUMKT4E2FN7	"U" support for MAGIC BOX 100
FSUMKT4C2FN7	"U" support for MAGIC BOX 100 S
FSUMKT4E2GN7	"U" support for MAGIC BOX 80
FSUMKT4C2GN7	"U" support for MAGIC BOX 80 S
FSUMKT4E2JN7	"U" support for MAGIC BOX 70
FSUMKT4F2JN7	"U" support for MAGIC BOX 70 S
FSUMKT4D2IN7	"U" support for MAGIC BOX 60
FSUMKT4C2IN7	"U" support for MAGIC BOX 60 S
FSUM4AXXN7	Side bars support for MAGIC BOX 50
FSUM4AXXN7	Side bars support for MAGIC BOX 50 S
FSUM4AXXN7	Side bars support for MAGIC BOX 40

*Material: hot dip galvanized steel

CHASSIS SUPPORTS*

CODE	ARTICLE
FSUMKT2X2MN7	Chassis support for MAGIC BOX 120
FSUMKT2X2MN7	Chassis support for MAGIC BOX 120 S
FSUMKT2X2FN7	Chassis support for MAGIC BOX 100
FSUMKT2X2FN7	Chassis support for MAGIC BOX 100 S
FSUMKT2X2GN7	Chassis support for MAGIC BOX 80
FSUMKT2X2GN7	Chassis support for MAGIC BOX 80 S
FSUMKT2X2JN7	Chassis support for MAGIC BOX 70
FSUMKT201JN7	Chassis support for MAGIC BOX 70 S
FSUMKT2X2IN7	Chassis support for MAGIC BOX 60
FSUMKT2X2IN7	Chassis support for MAGIC BOX 60 S

*Material: hot dip galvanized steel

SPARE PARTS

CODE	ARTICLE
HACYMAGSOFN0	Traction handle

THE LINE COMPLIES WITH THE REGULATION ECE R73.01 - SIDE GUARD PROTECTION DEVICE

PLUS 1
Regulation ECE R73.01
(The Homologation is valid only with Co.Par. supports)

PLUS 2
Traction handle



PLUS 3
Double-walled inside closing lid

PLUS 4
Logo: embossed

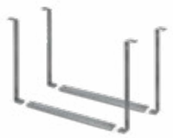

Underbody "U" support

Underbody side bars support

Chassis support

TOOLBOXES

NOVA BOX

EXTRA PLUS STACKABLE

THE LINE COMPLIES WITH THE REGULATION ECE R73.01 - SIDE GUARD PROTECTION DEVICE

PLUS 1
Regulation ECE R73.01
(The Homologation is valid only with Co.Par. supports)

PLUS 2
Traction handle

PLUS 3
Overlapping lid

PLUS 4
Reinforced hinge

PLUS 5
Logo: embossed / sticker

NOVA BOX

CODE	ARTICLE	L x D x H	MATERIAL*	WEIGHT kg	CAPACITY lt
ICBEE34000N0	NOVA BOX 100	1000 x 500 x 500	PP	9,4	160
ICBED34000N0	NOVA BOX 80	800 x 470 x 480	PP	7,5	124
ICBEC45000N0	NOVA BOX 64	640 x 490 x 530	PP	7	114
ICBEC32000N0	NOVA BOX 60	600 x 470 x 400	PP	5,2	72,5
ICBEB20000N0	NOVA BOX 50	500 x 400 x 350	PP	3,2	42
ICBEB19000N0	NOVA BOX 50 D	500 x 300 x 350	PP	3	30
ICBEA12000N0	NOVA BOX 40	400 x 300 x 350	PP	2,3	21

*Material PP: polypropylene / injection molding - Endurance temperature: from +60°C to -45°C

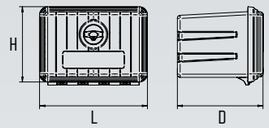

Table:
L = Lenght (mm)
D = Depth (mm)
H = Height (mm)

UNDERBODY "U" SUPPORT*

CODE	ARTICLE
FSUMKT4D2NN7	"U" support for NOVA BOX 100
FSUMKT4D2HN7	"U" support for NOVA BOX 80
FSUMKT4E2KN7	"U" support for NOVA BOX 64
FSUMKT4B2LN7	"U" support for NOVA BOX 60
FSUM4AXXN7	Side bars support for NOVA BOX 50
FSUM4AXXN7	Side bars support for NOVA BOX 50 D
FSUM4AXXN7	Side bars support for NOVA BOX 40

*Material: hot dip galvanized steel

CHASSIS SUPPORTS*

CODE	ARTICLE
FSUMKT2X2NN7	Chassis support for NOVA BOX 100
FSUMKT2X2HN7	Chassis support for NOVA BOX 80
FSUMKT2X2KN7	Chassis support for NOVA BOX 64
FSUMKT2X2LN7	Chassis support for NOVA BOX 60

*Material: hot dip galvanized steel

UNIVERSAL SUPPORT*

CODE	ARTICLE
FSUMORNOVAN7	Horizontal support for NOVA BOX 40 - 50 D - 50 - 60 - 64

*Material: hot dip galvanized steel

SPARE PARTS

CODE	ARTICLE
HACYMAGSOFN0	Traction handle

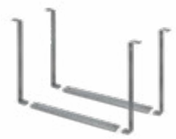

Underbody "U" support

Underbody side bars support

Chassis support

Universal support
Nova Box 40 - 50 D - 50 - 60 - 64
NO REGULATION ECE R73.01

TOOLBOXES
NOVA BOX 100 MULTI



EXTRA PLUS STACKABLE

1. LED light

2. Drawer (8 lt)

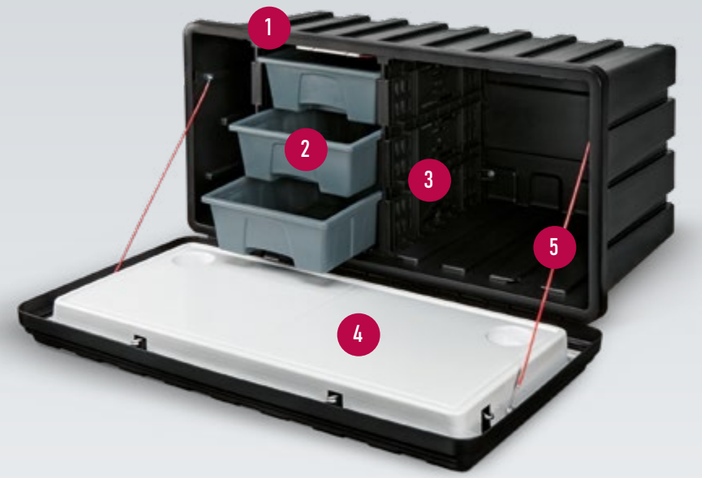

3. Divider

4. Lid shelf

5. Lid fixing chains kit

NOVA BOX 100

CODE	ARTICLE	L x D x H	MATERIAL*	WEIGHT kg	CAPACITY lt
ICBEE34000N0	NOVA BOX 100	1000 x 500 x 500	PP	9,4	160

*Material PP: polypropylene / injection molding - Endurance temperature: from +60°C to -45°C

UNDERBODY "U" SUPPORT*

CODE	ARTICLE
FSUMKT4D2NN7	"U" support for NOVA BOX 100

*Material: hot dip galvanized steel

NOVA BOX 100 MULTI: OPTIONAL ACCESSORIES & SPARE PARTS

CODE	ARTICLE	MATERIAL	WEIGHT kg	CAPACITY lt
HACCKIT00100	Dividers kit (3 pcs)	PP	2,7	-
HACCKIT00300	Drawers kit (3 pcs)	PE	2,1	8 x drawer
HACCKIT00200	Lid shelf	ABS	1,62	-
HACCKIT00400	Lid fixing chains kit (2 pcs)	INOX	0,05	-
HACCKIT00700	LED light	-	0,05	-

CHASSIS SUPPORT*

CODE	ARTICLE
FSUMKT2X2NN7	Chassis support for NOVA BOX 100

*Material: hot dip galvanized steel

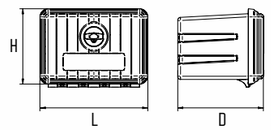

Table:
L = Lenght (mm)
D = Depth (mm)
H = Height (mm)

PP = Polypropylene
PE = Polyethylene
ABS = ABS

THE TOOLBOX COMPLIES WITH THE REGULATION ECE R73.01 - SIDE GUARD PROTECTION DEVICE

PLUS 1
Regulation ECE R73.01
(The Homologation is valid only with Co.Par. supports)

PLUS 2
Traction handle

PLUS 3
Overlapping lid

PLUS 4
Reinforced hinge

PLUS 5
Logo: embossed / sticker

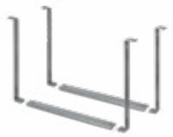

Underbody "U" support

Chassis support

TOOLBOXES

TOOLBOX RTM 50X25X25

TOOLBOX RTM 50x25x25					
CODE	ARTICLE	L x D x H	MATERIAL*	WEIGHT kg	CAPACITY lt
RCAEB55000N0	TOOLBOX RTM 50x25x25	500 x 250 x 250	PE	3	20
*Material PE: polyethylene / rotomolding - Endurance temperature: from +60°C to -45°C					

SUPPORTS* & SPARE PARTS				
			SIDE BAR	
CODE	ARTICLE	FIXING SYSTEM	H	T
FSUM4AXXN7	Support for TOOLBOX RTM 50x25x25	SIDE BARS	315	5
HACXMM10DXCV	Handle			
*Material: hot dip galvanized steel				

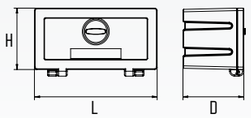

Table:
L = Lenght (mm)
D = Depth (mm)
H = Height (mm)
T = Thickness (mm)

Handle

Logo

Underbody side bars support

DRAWBAR TOOLBOX

TRAILER BOX 63

DRAWBAR FIT

TRAILER BOX 63					
CODE	ARTICLE	L x D x H	MATERIAL*	WEIGHT kg	CAPACITY lt
ICTRA63000N0	TRAILER BOX 63	630 x 321 x 355	PP	2,5	45
*Material PP: polypropylene / injection moulding - Endurance temperature: from +60°C to -45C°					

ACCESSORIES & SPARE PARTS	
CODE	ARTICLE
IJTR363000N0	Ergonomic closing clip
HACTRAKIT1N0	Spacers kit (4 pcs)

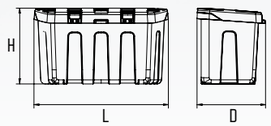

Table:
L = Lenght (mm)
D = Depth (mm)
H = Height (mm)

Overlapping reinforced lid

Ergonomic closing clip

Safety padlock loop

Spacer (accessory)

Logo

TOOLBOXES

MINI BOX 35

THE LINE COMPLIES WITH THE REGULATION ECE R73.01 - SIDE GUARD PROTECTION DEVICE

MINI BOX 35

CODE	ARTICLE	L x D x H	MATERIAL*	WEIGHT kg	CAPACITY lt
ICAEA12000N0	MINI BOX 35	350 x 350 x 350	PP	2,2	26

*Material PP: polypropylene / injection molding - Endurance temperature: from +60°C to -45°C

SUPPORTS* & SPARE PARTS

CODE	ARTICLE	FIXING SYSTEM	SIDE BAR H	SIDE BAR T
FSUM4AXXN7	Support for MINI BOX 35	SIDE BARS	315	5
HACYMINI00N0	Ergonomic handle			

*Material: hot dip galvanized steel

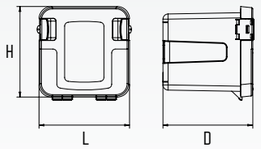

Table:
L = Lenght (mm)
D = Depth (mm)
H = Height (mm)
T = Thickness (mm)

PLUS 1
Regulation ECE R73.01
(The Homologation is valid only with Co.Par. supports)

PLUS 2
Overlapping lid

Ergonomic handle

Underbody side bars support

WATER TANKS

IDRO 18 / 25 / 40

IDRO 18 / 25 / 40

CODE	ARTICLE	W x D x H	MATERIAL*	WEIGHT kg	CAPACITY lt
RSTIDRO18SN0	IDRO 18 (tap + soap dispenser)	345 x 293 x310	PE	1,9	18
RSTIDRO25SN0	IDRO 25 (tap + soap dispenser)	300 x 495 x 303	PE	2,6	25
RSTIDRO40SN0	IDRO 40 (tap + soap dispenser)	360 x 495 x 360	PE	3	40

*Material PE: polyethylene / rotomolding

SUPPORTS* & SPARE PARTS

CODE	ARTICLE	L	H1 / 2 / 3	T
FSUMID1800ZC	Support for IDRO 18	130	248	3
FSUMORNOVAN7	Support for IDRO 25 / 40	455	158 / 82	3
HACP060ACC	3/4" Tap			
HACP030TAP	2" Cap			
HACVDOS100N0	Soap dispenser (black)			

*Material: hot dip galvanized steel

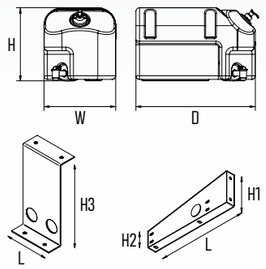

Table:
W = Width (mm)
D = Depth (mm)
L = Lenght (mm)
H (1 / 2 / 3) = Height (mm)
T = Thickness (mm)

Support IDRO 18

Support IDRO 25 / 40

Side tap

Anti-squeeze tube

2" Cap

3/4" Tap

Soap dispenser

Logo

FIREBOXES
UNICO 6

UNICO 6					
CODE	ARTICLE	W x D x H	MATERIAL*	WEIGHT kg	Extinguisher kg
IESE600C01R0	UNICO 6	300 x 175 x 565	PP	2,6	6

*Material PP: polypropylene / injection molding

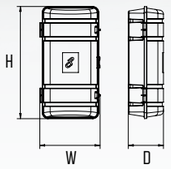

Table:
W = Width (mm)
D = Depth (mm)
H = Height (mm)

SPARE PARTS	
CODE	ARTICLE
FACCFLASCH04	Galvanized steel support
HACP075PEE	Nylon fastening belt
HACPDM4564N0	EPDM hook
HACVCOP00200	Security cotter pin

PLUS 1
PPEPDM inserts

PLUS 2
Galvanized steel support

PLUS 3
EPDM hooks

Security cotter pin

Logo

FIREBOXES
UNICO 9-12

UNICO 9-12					
CODE	ARTICLE	W x D x H	MATERIAL*	WEIGHT kg	Extinguisher kg
IESE912C01R0	UNICO 9-12	320 x 215 x 770	PP	4,3	9 / 12

*Material PP: polypropylene / injection moulding

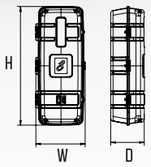

Table:
W = Width (mm)
D = Depth (mm)
H = Height (mm)

SPARE PARTS	
CODE	ARTICLE
FACCFLA12VN0	Black powder coated steel support
HACPEVE0A000	PU fastening buckle
HACPDM4564N0	Epdm hook
HACVCOP00200	Security cotter pin
IDEM600F0000	Inspection window

Logo

Hermetic lid

Black powder coated steel support

PU fastening buckle for quick release

EPDM hooks

Inspection window

Security cotter pin

FIREBOXES
DEMON 6

DEMON 6					
CODE	ARTICLE	W x D x H	MATERIAL*	WEIGHT kg	Extinguisher kg
IDEM602000NR	DEMON 6	314 x 240 x 607	PP	3	6

*Material PP: polypropylene / injection molding

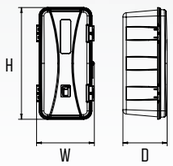

Table:
W = Width (mm)
D = Depth (mm)
H = Height (mm)

SPARE PARTS	
CODE	ARTICLE
HACP070PEE30	Nylon fastening belt
HACVCOP00200	Security cotter pin

Front window for manometer inspection

Double fastening belt in ultra resistant Nylon

Coloured strap of immediate visibility for quick release

Overlapping lid + EPDM seal completely hermetic

Security cotter pin

Logo

FIREBOXES
GRISÙ 6 / 9 / 12

GRISÙ 6 / 9 / 12					
CODE	ARTICLE	W x D x H	MATERIAL*	WEIGHT kg	Extinguisher kg
RESEGRS690RN	GRISÙ 6-9 single	340 x 240 x 710	PE	4,6	6 / 9
RESEGRD690RN	GRISÙ 6-9 double	570 x 240 x 740	PE	7,5	6 / 9
RESEGRS912RN	GRISÙ 9-12 single	340 x 240 x 780	PE	5,9	9 / 12

*Material PE: polyethylene / rotomolding

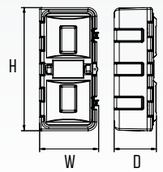

Table:
W = Width (mm)
D = Depth (mm)
H = Height (mm)

SPARE PARTS	
CODE	ARTICLE
HACP099PEE	Nylon fastening belt

Double wall

Moulded-in plexiglas window

Nylon fastening belt

TOP LOADER FIREBOX

ROCKET 6

Overlapping lid



Structural reinforcement ribs

Fastening harness

Reflective adhesive label

Logo

Regulation ECE R73.01
(The Homologation is valid only with Co.Par. supports)

ROCKET 6					
CODE	**ARTICLE**	**W x D x H**	**MATERIAL***	**WEIGHT kg**	**Extinguisher kg**
RESER06000R0	ROCKET 6	265 x 290 x 655	PE	3,4	6
PE: polyethylene / rotomolding					

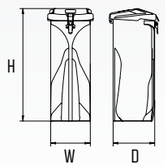

Table:
W = Width (mm)
D = Depth (mm)
H = Height (mm)

SUPPORTS*	
CODE	**ARTICLE**
FSUM4AXXN7	Horizontal support
FSUMR06000ZC	Adjustable support
*Material: hot dip galvanized steel	

Horizontal support



Adjustable support

DOCUMENT HOLDER
DOCUBOX

DOCUBOX				
CODE	ARTICLE	W x D x H	MATERIAL*	WEIGHT kg
IDOX10B000N0	DOCUBOX	283 x 61 x 363	PP	0,7

*Material PP: polypropylene / injection molding

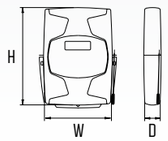

Table:
W = Width (mm)
D = Depth (mm)
H = Height (mm)

Water-tight

Detachable lid
with rubber hook

Logo



Carbon fiber texture



Padlock
NOT INCLUDED

DOCUMENT HOLDER
POD

POD				
CODE	ARTICLE	W x D x H	MATERIAL*	WEIGHT kg
RXCEDOC10AN0	POD	280 x 60 x 350	PE	0,8

*Material PE: polyethylene / rotomolding

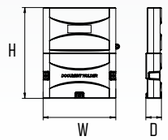

Table:
W = Width (mm)
D = Depth (mm)
H = Height (mm)

Water-tight

Detachable lid
with INOX chain

Logo

Padlock
NOT INCLUDED

PLASTIC WHEEL CHOCKS



THE LINES COMPLIES WITH THE HOMOLOGATION DIN 76051

PLASTIC WHEEL CHOCKS DIN 76051

CODE	ARTICLE	W x L x H x R	MATERIAL*	WEIGHT kg
HACPPAC11100	Plastic wheel chock NG53**	200 x 470 x 230 x 460	PP	1,3
HACPPANG4600	Plastic wheel chock NG46	160 x 380 x 190 x 560	PP	0,8

*Material PP: polypropylene / injection molding
**ADR Certified
Made in Spain

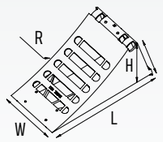

Table:
W = Width (mm)
L = Lenght (mm)
H = Height (mm)
R = Radius (mm)

SUPPORTS*

CODE	ARTICLE
HACPPATG53N1	Support for 1 wheel chock NG53 or NG46
HACPPATG02N1	Support for 2 wheel chocks NG53

*Material: black powder painted steel

Homologation DIN 76051-53

Homologation DIN 76051-46



Anti-slip steel blade *(NG46 only)*

Support for 1 wheel chock NG53 or NG46

Support for 2 wheel chocks NG53

FARM TRACTOR FENDERS

FARM TRACTOR FENDERS

CODE	W x L x R	MATERIAL*	WEIGHT kg
IPME81023SN0	230 x 810 x 540	PP	0,59
IPME89523SN0	230 x 895 x 540	PP	0,62
IPMEA00265N0	265 x 1000 x 615	PP	0,89
IPME95031SN0	315 x 950 x 680	PP	1,18
IPMEA0031SN0	315 x 1000 x 680	PP	1,24
IPMEB2731SN0	315 x 1127 x 680	PP	1,43
IPMEA7535SN0	355 x 1075 x 720	PP	1,57
IPMEC4535SN0	355 x 1245 x 720	PP	1,88
IPMEC4541SN0	410 x 1245 x 720	PP	2,10
IPMEE00520N0	520 x 1400 x 820	PP	3,04
IPMEF50520N0	520 x 1550 x 820	PP	3,39

*Material PP: polypropylene / injection molding - Endurance temperature: from +60°C to -45°C

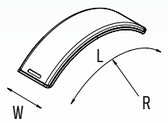

Table:
W = Width (mm)
L = Lenght (mm)
R = Radius (mm)

METAL DIVISION

30 MUDGUARDS
40 MUDGUARD FIXING KIT Ø 42
42 MUDGUARD FIXING KIT Ø 54
44 PILLARS
76 BUMPER BARS
77 LOAD FASTENING BARS

MUDGUARDS

GALVANIZED STEEL WITH PVC RUBBER EDGE

SINGLE AXLE	
STEEL THICKNESS: 0,8 MM	
CODE	L x S x W
GPBZG650D40	2100 x 1340 x 650
GPBZG600D40	2100 x 1340 x 600
GPBZG450D40	2100 x 1340 x 450
GPBZP550C60	2000 x 1260 x 550
GPBZP650C00	1900 x 1200 x 650
GPBZP600C00	1900 x 1200 x 600
GPBZP550C00	1850 x 1200 x 550
GPBZP650B15	1800 x 1115 x 650
GPBZP600B15	1800 x 1115 x 600
GPBZP550B10	1750 x 1110 x 550
GPBZP500B20	1750 x 1120 x 500
GPBZP550A00	1650 x 1000 x 550
GPBZP500A00	1650 x 1000 x 500
GPBZP450A00	1500 x 1000 x 450
GPBZP425A00	1500 x 1000 x 425
GPBZP280A00	1500 x 1000 x 280
GPBZP240900	1300 x 900 x 240
GPBZP450880	1360 x 880 x 450
GPBZP400880	1360 x 880 x 400
GPBZP280880	1300 x 880 x 280
GPBZP220800	1300 x 800 x 220
GPBZG700D40A*	2100 x 1340 x 700
*Thickness: 1 mm	

MULTI AXLE	
STEEL THICKNESS: 0,8 MM	
CODE	L x S x W
GPIZG650Q00	4900 x 4100 x 650
GPIZG600Q00	4900 x 4100 x 600
GPIZG500Q00	4900 x 4100 x 500
GPIZG450Q00	4900 x 4100 x 450
GPIZG650N40	3500 x 2740 x 650
GPIZG600N40	3500 x 2740 x 600
GPIZG650M40	3400 x 2640 x 650
GPIZG600M40	3400 x 2640 x 600
GPIZG700N40A*	3500 x 2740 x 700
*Thickness: 1 mm	

HALF	
STEEL THICKNESS: 0,8 MM	
CODE	L x W
GPAZP650C00	1200 x 650
GPAZP650A00	1000 x 650
GPAZP600A00	1000 x 600
GPAZP500A00	1000 x 500
GPAZP650800	800 x 650
GPAZP600800	800 x 600
GPAZP500800	800 x 500
GPAZP650700	700 x 650
GPAZP600700	700 x 600
GPAZP500700	700 x 500
GPAZP600650	650 x 600
GPAZP600600	600 x 600

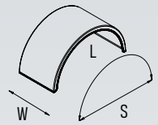

Table:
L = Lenght (mm)
S = Span (mm)
W = Width (mm)

NOTE: TAILOR SIZED MUDGUARDS AVAILABLE ON DEMAND



Galvanized steel

MUDGUARDS

STAINLESS STEEL 304 WITH PVC RUBBER EDGE



SINGLE AXLE	
STEEL THICKNESS: 0,8 MM	
CODE	L x S x W
GPBHG650D40	2100 x 1340 x 650
GPBHG600D40	2100 x 1340 x 600
GPBHG450D40	2100 x 1340 x 450
GPBHG550C60	2000 x 1260 x 550
GPBHG650C00	1900 x 1200 x 650
GPBHG600C00	1900 x 1200 x 600
GPBHG550C00	1850 x 1200 x 550
GPBHG650B15	1800 x 1115 x 650
GPBHG600B15	1800 x 1115 x 600
GPBHG550B10	1750 x 1110 x 550
GPBHG500B20	1750 x 1120 x 500
GPBHG550A00	1650 x 1000 x 550
GPBHG500A00	1650 x 1000 x 500
GPBHG450A00	1500 x 1000 x 450
GPBHG425A00	1500 x 1000 x 425
GPBHG450880	1360 x 880 x 450
GPBHG400880	1360 x 880 x 400
GPBHG280880	1300 x 880 x 280

MULTI AXLE	
STEEL THICKNESS: 0,8 MM	
CODE	L x S x W
GPIHG650Q00	4900 x 4100 x 650
GPIHG500Q00	4900 x 4100 x 500
GPIHG450Q00	4900 x 4100 x 450
GPIHG650N40	3500 x 2740 x 650
GPIHG600N40	3500 x 2740 x 600

HALF	
STEEL THICKNESS: 0,8 MM	
CODE	L x W
GPAHG650C00	1200 x 650
GPAHG650A00	1000 x 650
GPAHG500A00	1000 x 500
GPAHG650800	800 x 650
GPAHG600800	800 x 600
GPAHG500800	800 x 500
GPAHG650700	700 x 650
GPAHG600700	700 x 600
GPAHG500700	700 x 500
GPAHG650600	600 x 650
GPAHG600600	600 x 600

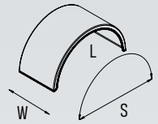

Table:
L = Lenght (mm)
S = Span (mm)
W = Width (mm)

NOTE: TAILOR SIZED MUDGUARDS AVAILABLE ON DEMAND

Stainless steel 304

MUDGUARDS

STAINLESS STEEL "FIORE" WITH PVC RUBBER EDGE

SINGLE AXLE	
STEEL THICKNESS: 0,8 MM	
CODE	L x S x W
GPBIG650D40	2100 x 1340 x 650
GPBIG600D40	2100 x 1340 x 600
GPBIG450D40	2100 x 1340 x 450
GPBIG550C60	2000 x 1260 x 550
GPBIG650C00	1900 x 1200 x 650
GPBIG600C00	1900 x 1200 x 600
GPBIG550C00	1850 x 1200 x 550
GPBIG650B15	1800 x 1115 x 650
GPBIG600B15	1800 x 1115 x 600
GPBIG550B10	1750 x 1110 x 550
GPBIG500B20	1750 x 1120 x 500
GPBIG550A00	1650 x 1000 x 550
GPBIG500A00	1650 x 1000 x 500
GPBIG450A00	1500 x 1000 x 450
GPBIG425A00	1500 x 1000 x 425
GPBIG450880	1360 x 880 x 450
GPBIG400880	1360 x 880 x 400
GPBIG280880	1300 x 880 x 280

MULTI AXLE	
STEEL THICKNESS: 0,8 MM	
CODE	L x S x W
GPIIG650Q00	4900 x 4100 x 650
GPIIG500Q00	4900 x 4100 x 500
GPIIG450Q00	4900 x 4100 x 450
GPIIG650N40	3500 x 2740 x 650
GPIIG600N40	3500 x 2740 x 600
GPIIG650M40	3400 x 2640 x 650
GPIIG600M40	3400 x 2640 x 600

HALF	
STEEL THICKNESS: 0,8 MM	
CODE	L x W
GPAIG650C00	1200 x 650
GPAIG650A00	1000 x 650
GPAIG500A00	1000 x 500
GPAIG650800	800 x 650
GPAIG600800	800 x 600
GPAIG500800	800 x 500
GPAIG650700	700 x 650
GPAIG600700	700 x 600
GPAIG500700	700 x 500
GPAIG650600	600 x 650
GPAIG600600	600 x 600

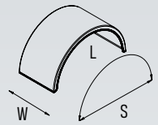

Table:
L = Lenght (mm)
S = Span (mm)
W = Width (mm)

NOTE: TAILOR SIZED MUDGUARDS AVAILABLE ON DEMAND



Stainless steel "FIORE"

MUDGUARDS

STAINLESS STEEL "FIORE"



SINGLE AXLE	
STEEL THICKNESS: 1 MM	
CODE	L x S x W
FPBIG650D40	2100 x 1340 x 650
FPBIG450D40	2100 x 1340 x 450
FPBIG600C00	1900 x 1200 x 600
FPBIG550C00	1850 x 1200 x 550
FPBIG650B15	1800 x 1115 x 650
FPBIG600B15	1800 x 1115 x 600
FPBIG550B10	1750 x 1110 x 550
FPBIF550A00	1600 x 1000 x 550
FPBIF500A00	1600 x 1000 x 500
FPBIG450A00	1500 x 1000 x 450
FPBIG425A00	1500 x 1000 x 425
FPBIG450880	1360 x 880 x 450
FPBIG400880	1360 x 880 x 400
FPBIG280880	1360 x 880 x 280

MULTI AXLE	
STEEL THICKNESS: 1 MM	
CODE	L x S x W
FPIIG650Q00	4900 x 4100 x 650
FPIIG500Q00	4900 x 4100 x 500
FPIIG450Q00	4900 x 4100 x 450
FPIIG650N40	3500 x 2740 x 650

HALF	
STEEL THICKNESS: 1 MM	
CODE	L x W
FPAIG650C00	1200 x 650
FPAIG650A00	1000 x 650
FPAIG500A00	1000 x 500
FPAIG650800	800 x 650
FPAIG600800	800 x 600
FPAIG500800	800 x 500
FPAIG650700	700 x 650
FPAIG600700	700 x 600
FPAIG500700	700 x 500
FPAIG650600	600 x 650
FPAIG600600	600 x 600

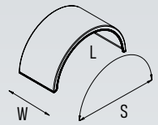

Table:
L = Lenght (mm)
S = Span (mm)
W = Width (mm)

NOTE: TAILOR SIZED MUDGUARDS AVAILABLE ON DEMAND



Stainless steel "FIORE"

CORNER-EDGED MUDGUARDS

STAINLESS STEEL "FIORE" / ALUMINIUM / ROUGH STEEL



MULTI AXLE "FIORE"	
STEEL THICKNESS: 1,5 MM	
CODE	L x S x W
FPHI0171800	3500 x 2740 x 650

MULTI AXLE ALUMINIUM	
ALUMINIUM THICKNESS: 3 + 2 MM	
CODE	L x S x W
FPIL3P227365	3500 x 2740 x 650

MULTI AXLE / SINGLE AXLE ROUGH STEEL	
STEEL THICKNESS: 1,8 MM	
CODE	L x S x W
MULTI AXLE	
FPHA01718000	3500 x 2740 x 650
SINGLE AXLE	
FPHN65022000	2200 x 1380 x 650
FPHA2204500	2200 x 1380 x 450

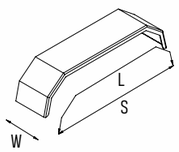

Table:
L = Lenght (mm)
S = Span (mm)
W = Width (mm)

NOTE: TAILOR SIZED MUDGUARDS AVAILABLE ON DEMAND



Stainless steel "FIORE"

Aluminium



Rough steel

LEISURE TRAILER MUDGUARD

GALVANIZED STEEL WITH PVC RUBBER EDGE

SINGLE AXLE	
STEEL THICKNESS: 1 MM	
CODE	L x S x W
GPKZP240860	1380 x 860 x 240
GPKZP220860	1380 x 860 x 220
GPKZP240800	1285 x 800 x 240
GPKZP200750	1210 x 750 x 200
GPKZP200700	1130 x 700 x 200
GPKZP150700	1070 x 700 x 150
GPKZP190680	1060 x 680 x 190
GPKZP220640	970 x 640 x 220
GPKZP180640	970 x 640 x 180
GPKZP160620	970 x 620 x 160
GPKZP150580	930 x 580 x 150
GPKZP150560	910 x 560 x 150

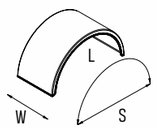

Table:
L = Lenght (mm)
S = Span (mm)
W = Width (mm)

NOTE: TAILOR SIZED MUDGUARDS AVAILABLE ON DEMAND

NOTE: MOQ 50 PCS



Galvanized steel

MUDGUARD FIXING KIT Ø 42

Galvanized steel Stainless steel "FIORE"

ADJUSTABLE FIXING KIT (stay + mudg. fixings)			
CODE	MATERIAL	L	T
FQAASUP042Z0	Galvanized steel	600	2
FQAISUP04200	Stainless steel "FIORE"		

Galvanized steel Black powder painted

3 HOLES TRIANGULAR FLANGE STAY			
CODE	MATERIAL	L	T
FQAATB3060Z0	Galvanized steel	600	2,5
FQAATB3070Z0		700	2,5
FQAATB3080Z0		800	2,5
FQAATB3060N0	Black powder painted	600	2,5
FQAATB3070N0		700	2,5
FQAATB3080N0		800	2,5

Galvanized steel Black powder painted

M18 THREAD INSERT STAY			
CODE	MATERIAL	L	T
FQAATCT600Z0	Galvanized steel	600	2,5
FQAATCT700Z0		700	2,5
FQAATCT800Z0		800	2,5
FQAATCT600N0	Black powder painted	600	2,5
FQAATCT700N0		700	2,5
FQAATCT800N0		800	2,5

Galvanized steel Black powder painted

"S" BENDED M18 THREAD INSERT STAY			
CODE	MATERIAL	L	T
FQAATMT075Z0	Galvanized steel	800	2,5
FQAATMT075N0	Black powder painted	800	2,5

Galvanized steel Stainless steel "FIORE"

MUDGUARD FIXING	
CODE	MATERIAL
FQAASTA04200	Rough steel
FQAASTA042Z0	Galvanized steel
FQAASTA042XX	Stainless steel "FIORE"

Galvanized steel Black powder coated Nylon

ADJUSTABLE MUDGUARD FIXING		
CODE	MATERIAL	Ø
FQAASTRN42Z0	Galvanized steel	42
FQAASTRN42N0	Black powder coated	42
IQAYSTA042R1	Nylon	42
IQAYSTA040R1	Nylon	40
IQAYSTA048R1	Nylon	48

STAY HOLDER	
CODE	MATERIAL
FQAAATT042Z0	Galvanized steel

CAP	
CODE	MATERIAL
IQAVTAP04200	PVC

SIDE GUARD KIT - Ø 42					
CODE	ARTICLE	MATERIAL	D	H	T
FQAAPRC042Z0	Side guard kit	Galvanized steel	600	470	2
FQAAATT042Z0	Stay holder	Galvanized steel	-	-	-

Table:
L = Lenght (mm)
D = Depth (mm)
H = Height (mm)
T = Thickness (mm)
Ø = Diameter (mm)

MUDGUARD FIXING KIT Ø 54

Galvanized steel Stainless steel 304 Stainless steel "FIORE"

ADJUSTABLE FIXING KIT (stay + mudg. fixings)			
CODE	MATERIAL	L	T
FQAASUP054Z0	Galvanized steel		
FQAHSUP05400	Stainless steel 304	740	2
FQAISUP05400	Stainless steel "FIORE"		

Galvanized steel

STAY			
CODE	MATERIAL	L	T
FQAATU7454Z0	Galvanized steel	740	2

Galvanized steel Stainless steel 304

45° BENDED STAY			
CODE	MATERIAL	L	T
FQAATU505400	Rough steel		2
FQAAT3505400	Rough steel		3
FQAATU5054Z0	Galvanized steel	740	2
FQAAT35S54Z0	Galvanized steel		3
FQAHTU455400	Stainless steel 304		2

Galvanized steel Stainless steel 304

CENTRAL SUPPORT			
CODE	MATERIAL	L	T
FQAASUPCENZ0	Galvanized steel	740	2
FQAHSUPCEN00	Stainless steel 304	740	2

Galvanized steel Stainless steel 304 Stainless steel "FIORE"

MUDGUARD FIXING	
CODE	MATERIAL
FQAASTA05400	Rough steel
FQAASTA054Z0	Galvanized steel
FQAHSTA05400	Stainless steel 304
FQAISTA05400	Stainless steel "FIORE"

ADJUSTABLE MUDGUARD FIXING		
CODE	MATERIAL	Ø
IQAYSTA054R1	Nylon	54

STAY HOLDER "MAMMUTH"	
CODE	MATERIAL
FQAAATM054Z0	Galvanized steel

CAP	
CODE	MATERIAL
IQAVTAP05400	PVC

SIDE GUARD KIT - Ø 54					
CODE	ARTICLE	MATERIAL	D	H	T
FQAAPRC054Z0	Side guard kit	Galvanized steel	800	800	2
FQAAATM054Z0	Stay holder "MAMMUTH"	Galvanized steel	-	-	-

Table:
L = Lenght (mm)
D = Depth (mm)
H = Height (mm)
T = Thickness (mm)
Ø = Diameter (mm)

PILLARS

FIX BOARD PILLARS

Rough pocket
to be welded

Galvanized side
pocket, rear pocket



Adjustable pockets
in galvanized steel:
side, rear



Plastic caps for
fix board pillars:
front, central / rear

Board fixing plate
[included]

FIX BOARD - cataforesis

CODE	ARTICLE	BOARD THICKNESS (mm)	H
FMAA400ADXN7	Front right	25	400
FMAA400ASXN7	Front left		
FMAA400CENN7	Central		
FMAA400PDXN7	Rear right		
FMAA400PSXN7	Rear left		
FMAA500ADXN7	Front right	25	500
FMAA500ASXN7	Front left		
FMAA500CENN7	Central		
FMAA500PDXN7	Rear right		
FMAA500PSXN7	Rear left		
FMAA600ADXN7	Front right	25	600
FMAA600ASXN7	Front left		
FMAA600CENN7	Central		
FMAA600PDXN7	Rear right		
FMAA600PSXN7	Rear left		
FMAA800ADXN7	Front right	25	800
FMAA800ASXN7	Front left		
FMAA800CENN7	Central		
FMAA800PDXN7	Rear right		
FMAA800PSXN7	Rear left		
FMAAA00ADXN7	Front right	25	1000
FMAAA00ASXN7	Front left		
FMAAA00CENN7	Central		
FMAAA00PDXN7	Rear right		
FMAAA00PSXN7	Rear left		
FMAAB00ADXN7	Front right	25	1100
FMAAB00ASXN7	Front left		
FMAAB00CENN7	Central		
FMAAB00PDXN7	Rear right		
FMAAB00PSXN7	Rear left		
FMAAC00ADXN7	Front right	25	1200
FMAAC00ASXN7	Front left		
FMAAC00CENN7	Central		
FMAAC00PDXN7	Rear right		
FMAAC00PSXN7	Rear left		

ACCESSORIES & SPARE PARTS

CODE	ARTICLE
FCSMTASSAL00	Rough pocket to be welded
FCPMTASLATZ0	Galvanized side pocket
FCPMTASPOSZ0	Galvanized rear pocket
FCPMTASRLAZ0	Adjustable galvanized side pocket
FCPMTASRPOZ0	Adjustable galvanized rear pocket
IQAVTAPMANT0	Plastic cap for front pillar
IQAVTAPMCNPT	Plastic cap for central / rear pillar
FCPMCIASF000	Board fixing plate *[included]*

TERMINALS - galvanized steel

CODE	ARTICLE	H
FOAC400LDXZ0	Side right	400
FOAC400LSXZ0	Side left	
FOAC400PDXZ0	Rear right	
FOAC400PSXZ0	Rear left	
FOAC500LDXZ0	Side right	500
FOAC500LSXZ0	Side left	
FOAC500PDXZ0	Rear right	
FOAC500PSXZ0	Rear left	
FOAC600LDXZ0	Side right	600
FOAC600LSXZ0	Side left	
FOAC600PDXZ0	Rear right	
FOAC600PSXZ0	Rear left	
FOAC800LDXZ0	Side right	800
FOAC800LSXZ0	Side left	
FOAC800PDXZ0	Rear right	
FOAC800PSXZ0	Rear left	
FOACA00LDXZ0	Side right	1000
FOACA00LSXZ0	Side left	
FOACA00PDXZ0	Rear right	
FOACA00PSXZ0	Rear left	
FOACB00LDXZ0	Side right	1100
FOACB00LSXZ0	Side left	
FOACB00PDXZ0	Rear right	
FOACB00PSXZ0	Rear left	
FOACC00LDXZ0	Side right	1200
FOACC00LSXZ0	Side left	
FOACC00PDXZ0	Rear right	
FOACC00PSXZ0	Rear left	

TABLE

MOD. H	A	B	C
400	400	345	55
500	500	345	155
600	600	445	155
800	800	582	218
1000	1000	448	399
1100	1100	448	499
1200	1200	448	599

Table:
H = Height (mm)

MOD. H = Model - Height (mm)
A/B/C = (mm)

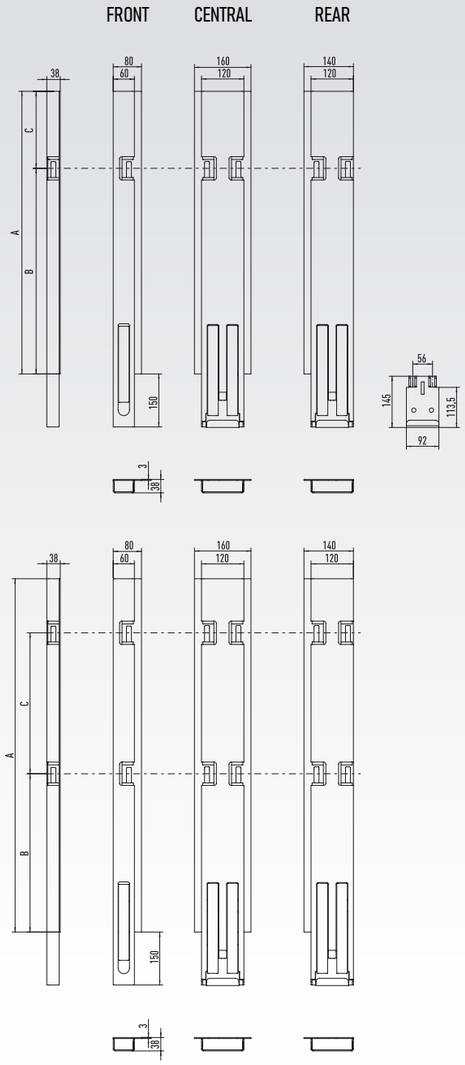

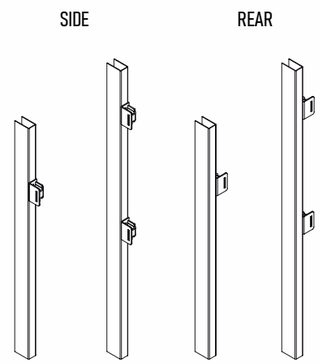

PILLARS

TIPPER PILLARS

Board fixing plate
[included]

TIPPER - cataforesis

CODE	ARTICLE	BOARD THICKNESS (mm)	H
FMCB400ADXN7	Front right_Width: 80	25	400
FMCB400ASXN7	Front left_Width: 80		
FMCA400CENN7	Central		
FMCA400PDXN7	Rear right		
FMCA400PSXN7	Rear left		
FMCB500ADXN7	Front right_Width: 80	25	500
FMCB500ASXN7	Front left_Width: 80		
FMCA500CENN7	Central		
FMCA500PDXN7	Rear right		
FMCA500PSXN7	Rear left		
FMCB600ADXN7	Front right_Width: 80	25	600
FMCB600ASXN7	Front left_Width: 80		
FMCA600CENN7	Central		
FMCA600PDXN7	Rear right		
FMCA600PSXN7	Rear left		
FMCB800ADXN7	Front right_Width: 80	25	800
FMCB800ASXN7	Front left_Width: 80		
FMCA800CENN7	Central		
FMCA800PDXN7	Rear right		
FMCA800PSXN7	Rear left		
FMCBA00ADXN7	Front right_Width: 80	25	1000
FMCBA00ASXN7	Front left_Width: 80		
FMCAA00CENN7	Central		
FMCAA00PDXN7	Rear right		
FMCAA00PSXN7	Rear left		
FMCBB00ADXN7	Front right_Width: 80	25	1100
FMCBB00ASXN7	Front left_Width: 80		
FMCAB00CENN7	Central		
FMCAB00PDXN7	Rear right		
FMCAB00PSXN7	Rear left		
FMCBC00ADXN7	Front right_Width: 80	25	1200
FMCBC00ASXN7	Front left_Width: 80		
FMCAC00CENN7	Central		
FMCAC00PDXN7	Rear right		
FMCAC00PSXN7	Rear left		

ACCESSORIES & SPARE PARTS

CODE	ARTICLE
FCPMCIASF000	Board fixing plate *[included]*

TERMINALS - galvanized steel



CODE	ARTICLE	H
FOBC400RIBZ0	Side / Rear	400
FOBC500RIBZ0	Side / Rear	500
FOBC600RIBZ0	Side / Rear	600
FOBC800RIBZ0	Side / Rear	800
FOBCA00LDXZ0	Side right	1000
FOBCA00LSXZ0	Side left	
FOBCA00PDXZ0	Rear right	
FOBCA00PSXZ0	Rear left	
FOBCB00LDXZ0	Side right	1100
FOBCB00LSXZ0	Side left	
FOBCB00PDXZ0	Rear right	
FOBCB00PSXZ0	Rear left	
FOBCC00LDXZ0	Side right	1200
FOBCC00LSXZ0	Side left	
FOBCC00PDXZ0	Rear right	
FOBCC00PSXZ0	Rear left	

TABLE

MOD. H	A	B	C
400	400	378	-
500	500	478	-
600	600	578	-
800	800	778	-
1000	1000	448	530
1100	1100	448	630
1200	1200	448	730

Table:
H = Height (mm)

MOD. H = Model - Height (mm)
A/B/C = (mm)

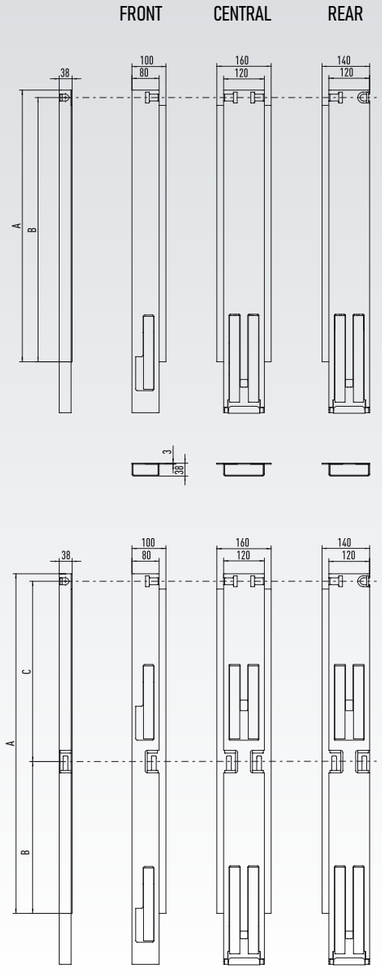

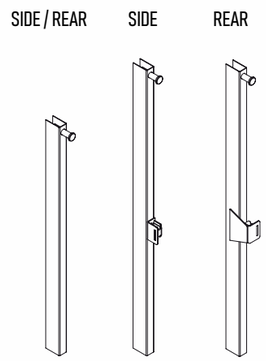

PILLARS

WEDGE POCKET TIPPER PILLARS LIGHT COUPLING

WEDGE POCKET TIPPER PILLARS LIGHT COUPLING - cataforesis			
CODE	ARTICLE	BOARD THICKNESS (mm)	H
FMEAINNADXN7	Front right with coupling_Width: 80		
FMEAINNASXN7	Front left with coupling_Width: 80		
FMEAH40ADXN7	Front right_Width: 80		
FMEAH40ASXN7	Front left_Width: 80	25	400
FMEAH40CENN7	Central with coupling_Width: 120		
FMEAH40PDXN7	Rear right with coupling _Width: 120		
FMEAH40PSXN7	Rear left with coupling _Width: 120		

ACCESSORIES & SPARE PARTS	
CODE	ARTICLE
HACHL08FEM00	Female light coupling_Width: 80 mm
HACHL12FEM00	Female light coupling_Width: 120 mm

TERMINALS - galvanized steel		
CODE	ARTICLE	H
FOBC400RIBZ0	Side / Rear	400

Table:
H = Height (mm)

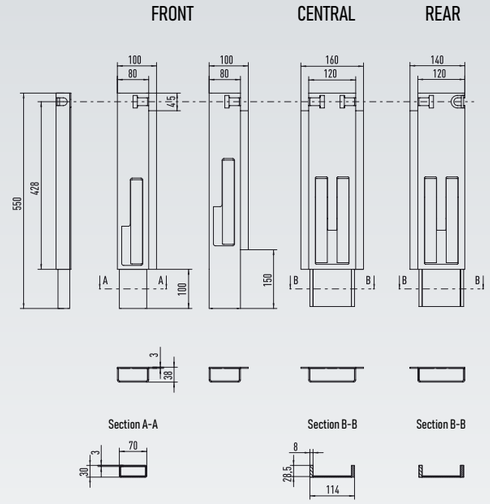

SIDE / REAR

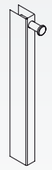



Female light coupling_Width: 80 mm



Female light coupling_Width: 120 mm

PILLARS

WEDGE POCKET TIPPER PILLARS LIGHT COUPLING DOUBLE HEIGHT

WEDGE POCKET TIPPER PILLARS LIGHT COUPLING DOUBLE HEIGHT - cataforesis			
CODE	ARTICLE	BOARD THICKNESS (mm)	H
FMEAL50PDXN7	Rear right	25	400 / 500
FMEAL50PSXN7	Rear left		

WEDGE POCKET TIPPER PILLARS LIGHT COUPLING DOUBLE HEIGHT STRAIGHT - cataforesis			
CODE	ARTICLE	BOARD THICKNESS (mm)	H
FMEAM45PDXN7	Rear right	25	400 /500
FMEAM45PSXN7	Rear left		

ACCESSORIES & SPARE PARTS	
CODE	ARTICLE
HACHL12FEM00	Female light coupling_Width: 120 mm

TERMINALS - galvanized steel

CODE	ARTICLE	H
FOBC400RIBZ0	Side / Rear	400
FOBC405RIBZ0	Side / Rear	400 / 500

Table:
H = Height (mm)

REAR

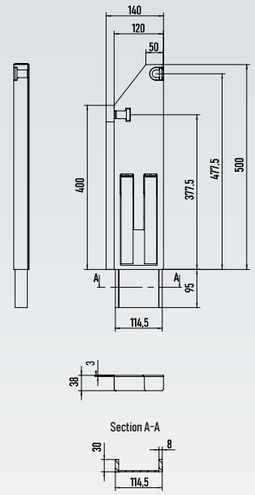

REAR STRAIGHT

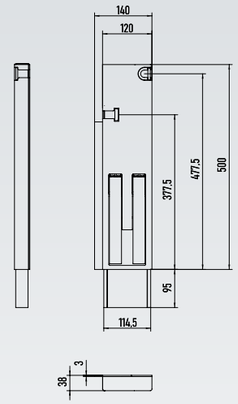

SIDE / REAR

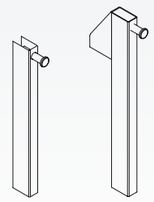



Female light coupling_Width: 120 mm

PILLARS

WEDGE POCKET TIPPER PILLARS

WEDGE POCKET TIPPER PILLARS - cataforesis

CODE	ARTICLE	BOARD THICKNESS (mm)	H
FMDB500ADXN7	Front right_Width: 80	25	500
FMDB500ASXN7	Front left_Width: 80		
FMDA500CENN7	Central		
FMDA500PDXN7	Rear right		
FMDA500PSXN7	Rear left		
FMDB600ADXN7	Front right_Width: 80	25	600
FMDB600ASXN7	Front left_Width: 80		
FMDA600CENN7	Central		
FMDA600PDXN7	Rear right		
FMDA600PSXN7	Rear left		
FMDB700ADXN7	Front right_Width: 80	25	700
FMDB700ASXN7	Front left_Width: 80		
FMDA700CENN7	Central		
FMDA700PDXN7	Rear right		
FMDA700PSXN7	Rear left		
FMDB800ADXN7	Front right_Width: 80	25	800
FMDB800ASXN7	Front left_Width: 80		
FMDA800CENN7	Central		
FMDA800PDXN7	Rear right		
FMDA800PSXN7	Rear left		
FMDBA00ADXN7	Front right_Width: 80	25	1000
FMDBA00ASXN7	Front left_Width: 80		
FMDAA00CENN7	Central		
FMDAA00PDXN7	Rear right		
FMDAA00PSXN7	Rear left		
FMDBB00ADXN7	Front right_Width: 80	25	1100
FMDBB00ASXN7	Front left_Width: 80		
FMDAB00CENN7	Central		
FMDAB00PDXN7	Rear right		
FMDAB00PSXN7	Rear left		
FMDBC00ADXN7	Front right_Width: 80	25	1200
FMDBC00ASXN7	Front left_Width: 80		
FMDAC00CENN7	Central		
FMDAC00PDXN7	Rear right		
FMDAC00PSXN7	Rear left		

TERMINALS - galvanized steel



CODE	ARTICLE	H
FOBC500RIBZ0	Side / Rear	500
FOBC600RIBZ0	Side / Rear	600
FOBC700RIBZ0	Side / Rear	700
FOBC800RIBZ0	Side / Rear	800
FOCCA00LDXZ0	Side right	1000
FOCCA00LSXZ0	Side left	
FOCCA00PDXZ0	Rear right	
FOCCA00PSXZ0	Rear left	
FOCCB00LDXZ0	Side right	1100
FOCCB00LSXZ0	Side left	
FOCCB00PDXZ0	Rear right	
FOCCB00PSXZ0	Rear left	
FOCCC00LDXZ0	Side right	1200
FOCCC00LSXZ0	Side left	
FOCCC00PDXZ0	Rear right	
FOCCC00PSXZ0	Rear left	

TABLE

MOD. H	A	B	C
500	500	478	-
600	600	578	-
700	700	678	-
800	800	778	-
1000	1000	457	521
1100	1100	457	621
1200	1200	557	621

Table:
H = Height (mm)

MOD. H = Model - Height (mm)
A/B/C = (mm)

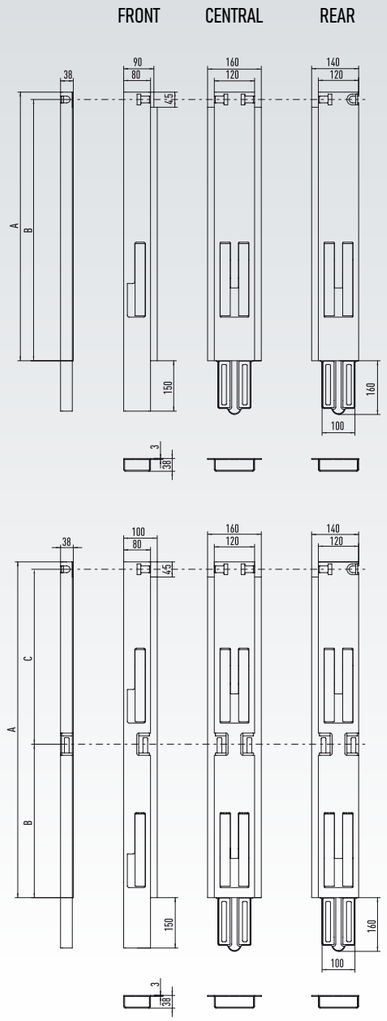

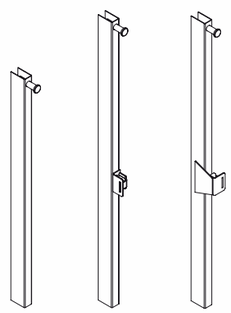

Male coupling



Female coupling

ACCESSORIES & SPARE PARTS

CODE	ARTICLE
HACHFORMAS00	Male coupling
HACHFORFEM00	Female coupling

PILLARS

WEDGE POCKET TIPPER PILLARS DOUBLE HEIGHT

WEDGE POCKET TIPPER PILLARS DOUBLE HEIGHT - cataforesis			
CODE	ARTICLE	BOARD THICKNESS (mm)	H
FMDA550PDXN7	Rear right	25	500 /600
FMDA550PSXN7	Rear left		
FMDA650PDXN7	Rear right		600 / 700
FMDA650PSXN7	Rear left		

WEDGE POCKET TIPPER PILLARS DOUBLE HEIGHT STRAIGHT - cataforesis			
CODE	ARTICLE	BOARD THICKNESS (mm)	H
FMDD550PDXN7	Rear right	25	500 /600
FMDD550PSXN7	Rear left		
FMDD650PDXN7	Rear right		600 / 700
FMDD650PSXN7	Rear left		

ACCESSORIES & SPARE PARTS	
CODE	ARTICLE
HACHFORMAS00	Male coupling
HACHFORFEM00	Female coupling

Male coupling



Female coupling

TERMINALS - galvanized steel

CODE	ARTICLE	H
FOBC500RIBZ0	Side	500
FOBC506RIBZ0	Rear	600
FOBC600RIBZ0	Side	600
FOBC607RIBZ0	Rear	700

TABLE				
MOD. H	A	B	C	D
500 / 600	500	600	478	578
600 / 700	600	700	578	678

Table:
H = Height (mm)

MOD. H = Model - Height (mm)
A/B/C/D = (mm)

REAR

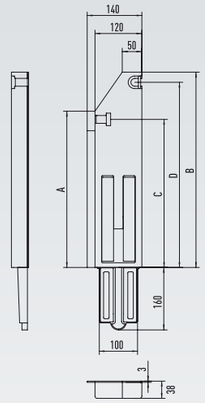

REAR STRAIGHT

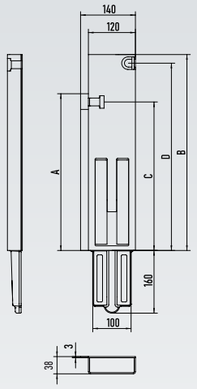

SIDE / REAR

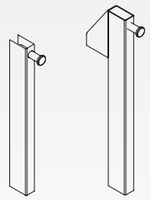

PILLARS

WEDGE POCKET TIPPER PILLARS TR5

WEDGE POCKET TIPPER PILLARS TR5 - cataforesis

CODE	ARTICLE	BOARD THICKNESS (mm)	H
FMOA400ADXN7	Front right_Width: 80	30	400
FMOA400ASXN7	Front left_Width: 80		
FMOA400CENN7	Central		
FMOA400PDXN7	Rear right		
FMOA400PSXN7	Rear left		
FMOA500ADXN7	Front right_Width: 80	30	500
FMOA500ASXN7	Front left_Width: 80		
FMOA500CENN7	Central		
FMOA500PDXN7	Rear right		
FMOA500PSXN7	Rear left		
FMOA600ADXN7	Front right_Width: 80	30	600
FMOA600ASXN7	Front left_Width: 80		
FMOA600CENN7	Central		
FMOA600PDXN7	Rear right		
FMOA600PSXN7	Rear left		
FMOA700ADXN7	Front right_Width: 80	30	700
FMOA700ASXN7	Front left_Width: 80		
FMOA700CENN7	Central		
FMOA700PDXN7	Rear right		
FMOA700PSXN7	Rear left		
FMOA800ADXN7	Front right_Width: 80	30	800
FMOA800ASXN7	Front left_Width: 80		
FMOA800CENN7	Central		
FMOA800PDXN7	Rear right		
FMOA800PSXN7	Rear left		
FMOAA00ADXN7	Front right_Width: 80	30	1000
FMOAA00ASXN7	Front left_Width: 80		
FMOAA00CENN7	Central		
FMOAA00PDXN7	Rear right		
FMOAA00PSXN7	Rear left		

ACCESSORIES & SPARE PARTS

CODE	ARTICLE
HACFPERTR5Z0	Galvanized pivot TR5
HACHFORMAS00	Male coupling
HACHFORFE100	Female coupling TR5

Galvanized pivot TR5

Male coupling



Female coupling TR5

TERMINALS - galvanized steel



CODE	ARTICLE	H
FOCMTR5400Z0	Side / Rear	400
FOCMTR5500Z0	Side / Rear	500
FOCMTR5600Z0	Side / Rear	600
FOCMTR5700Z0	Side / Rear	700
FOCMTR5800Z0	Side / Rear	800
FOBTRA00LXZ0	Side	1000
FOBTRA00PXZ0	Rear	1000

TABLE

MOD. H	A	B	C
400	400	378	-
500	500	478	-
600	600	578	-
700	700	678	-
800	800	778	-
1000	1000	457	521

Table:
H = Height (mm)

MOD. H = Model - Height (mm)
A/B/C = (mm)

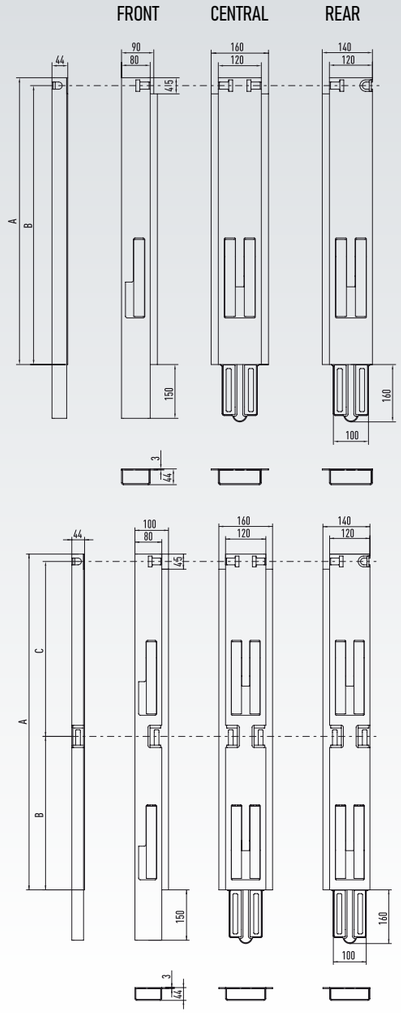

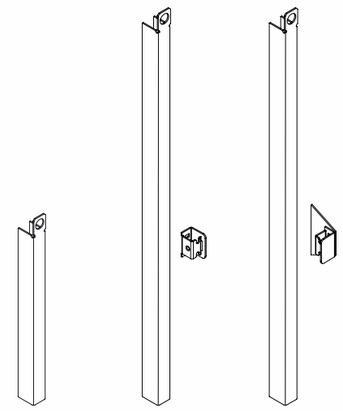

PILLARS

WEDGE POCKET TIPPER PILLARS TR5 DOUBLE HEIGHT

WEDGE POCKET TIPPER PILLARS TR5 DOUBLE HEIGHT - cataforesis

CODE	ARTICLE	BOARD THICKNESS (mm)	H
FMOA450PDXN7	Rear right	30	400 /500
FMOA450PSXN7	Rear left		
FMOA560PDXN7	Rear right		500 /600
FMOA560PSXN7	Rear left		
FMOA650PDXN7	Rear right		600 / 700
FMOA650PSXN7	Rear left		

WEDGE POCKET TIPPER PILLARS TR5 DOUBLE HEIGHT STRAIGHT - cataforesis

CODE	ARTICLE	BOARD THICKNESS (mm)	H
FMNA450PDXN7	Rear right	30	400 /500
FMNA450PSXN7	Rear left		
FMNA550PDXN7	Rear right		500 /600
FMNA550PSXN7	Rear left		
FMNA650PDXN7	Rear right		600 / 700
FMNA650PSXN7	Rear left		

ACCESSORIES & SPARE PARTS

CODE	ARTICLE
HACFPERTR5Z0	Galvanized pivot TR5
HACHFORMAS00	Male coupling
HACHFORFE100	Female coupling TR5

TERMINALS - galvanized steel

CODE	ARTICLE	H
FOCMTR5400Z0	Side	400
FOCMTR5500Z0	Side	500
FOCMTR5600Z0	Side	600
FOBTR78PDXZ0	Rear right	800
FOBTR78PSXZ0	Rear left	800

TABLE

MOD. H	A	B	C	D
400 / 500	400	500	378	478
500 / 600	500	600	478	578
600 / 700	600	700	578	678

Table:
H = Height (mm)

MOD. H = Model - Height (mm)
A/B/C/D = (mm)

REAR

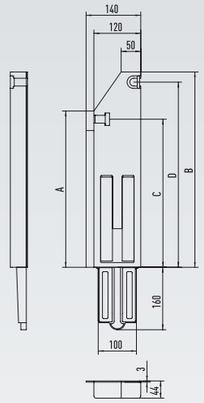

REAR STRAIGHT

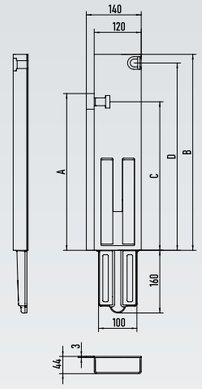

SIDE

REAR



Galvanized pivot TR5

Male coupling



Female coupling TR5

PILLARS

WEDGE POCKET TIPPER PILLAR TR5 ONE LEVER

WEDGE POCKET TIPPER PILLAR TR5 ONE LEVER - cataforesis

CODE	ARTICLE	BOARD THICKNESS (mm)	H
FMOB400PDXN7	Rear right one lever	30	400
FMOB400PSXN7	Rear left one lever		
FMOB500PDXN7	Rear right one lever		500
FMOB500PSXN7	Rear left one lever		
FMOB600PDXN7	Rear right one lever		600
FMOB600PSXN7	Rear left one lever		
FMOB700PDXN7	Rear right one lever		700
FMOB700PSXN7	Rear left one lever		
FMOB800PDXN7	Rear right one lever		800
FMOB800PSXN7	Rear left one lever		

ACCESSORIES & SPARE PARTS

CODE	ARTICLE
HACFPERTR5Z0	Galvanized pivot TR5
HACHFORMAS00	Male coupling
HACHFORFE100	Female coupling TR5

TERMINALS - galvanized steel

CODE	ARTICLE	H
FOCMTR5400Z0	Side / Rear	400
FOCMTR5500Z0	Side / Rear	500
FOCMTR5600Z0	Side / Rear	600
FOCMTR5700Z0	Side / Rear	700
FOCMTR5800Z0	Side / Rear	800

TABLE

MOD. H	A	B
400	400	378
500	500	478
600	600	578
700	700	678
800	800	778

Table:
H = Height (mm)

MOD. H = Model - Height (mm)
A/B = (mm)

REAR

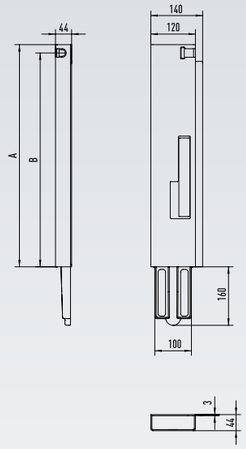

SIDE / REAR

Galvanized pivot TR5

Male coupling



Female coupling TR5

PILLARS

WEDGE POCKET TIPPER PILLAR 1740

SIDE / REAR

WEDGE POCKET TIPPER PILLAR 1740 - cataphoresis			
CODE	ARTICLE	BOARD THICKNESS (mm)	H
FMDA174AD1N7	Front right_Width: 80	25	400/1740
FMDA174AS1N7	Front left_Width: 80		400/1740

TERMINALS - galvanized steel

CODE	ARTICLE	H
FOBC400RIBZ0	Side / Rear	400

Table:
H = Height (mm)

PILLARS

WEDGE POCKET TIPPER PILLAR 1740 TR5

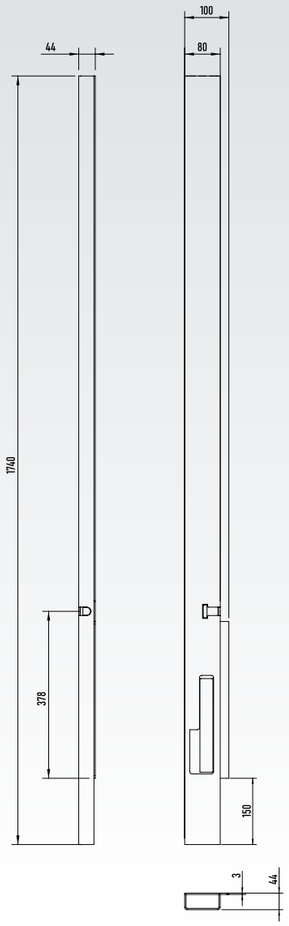

SIDE / REAR

WEDGE POCKET TIPPER PILLAR 1740 TR5 - cataphoresis			
CODE	ARTICLE	BOARD THICKNESS (mm)	H
FMOA174AD1N7	Front right_Width: 80	30	400/1740
FMOA174AS1N7	Front left_Width: 80		400/1740

ACCESSORIES & SPARE PARTS

CODE	ARTICLE
HACFPERTR5Z0	Galvanized pivot TR5

TERMINALS - galvanized steel

CODE	ARTICLE	H
FOCMTR5400Z0	Side / Rear	400

Table:
H = Height (mm)

Galvanized pivot TR5

PILLARS

WEDGE POCKET TIPPER PILLARS THICKNESS 45

WEDGE POCKET TIPPER PILLARS THICKNESS 45 - cataforesis			
CODE	ARTICLE	BOARD THICKNESS (mm)	H
FMPA400ADXN7	Front right_Width: 80	40	400
FMPA400ASXN7	Front left_Width: 80		
FMPA400CENN7	Central		
FMPA400PDXN7	Rear right		
FMPA400PSXN7	Rear left		
FMPA500ADXN7	Front right_Width: 80	40	500
FMPA500ASXN7	Front left_Width: 80		
FMPA500CENN7	Central		
FMPA500PDXN7	Rear right		
FMPA500PSXN7	Rear left		
FMPA600ADXN7	Front right_Width: 80	40	600
FMPA600ASXN7	Front left_Width: 80		
FMPA600CENN7	Central		
FMPA600PDXN7	Rear right		
FMPA600PSXN7	Rear left		
FMPA800ADXN7	Front right_Width: 80	40	800
FMPA800ASXN7	Front left_Width: 80		
FMPA800CENN7	Central		
FMPA800PDXN7	Rear right		
FMPA800PSXN7	Rear left		

ACCESSORIES & SPARE PARTS	
CODE	ARTICLE
HACFPERSP450	Rough pivot SP45
HACHFORMAS00	Male coupling
HACHFORFE100	Female coupling TR5

TABLE		
MOD. H	A	B
400	400	378
500	500	478
600	600	578
800	800	778

Table:
H = Height (mm)

MOD. H = Model - Height (mm)
A/B = (mm)

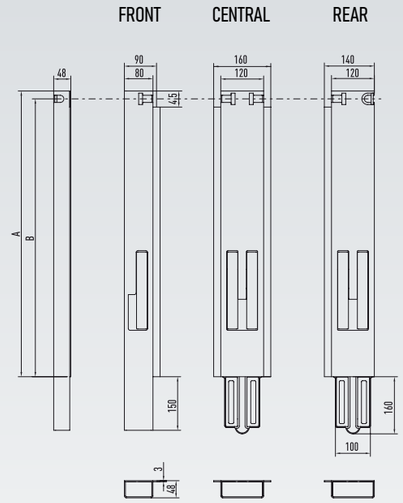

Rough pivot SP45

Male coupling



Female coupling TR5

PILLARS

TOP PILLARS FOR TIPPER

TOP PILLARS FOR TIPPER - cataforesis

CODE	ARTICLE	BOARD THICKNESS (mm)	H
FMJA400ADXN7	Front right_Width: 80	25	400
FMJA400ASXN7	Front left_Width: 80		
FMJA400CENN7	Central		
FMJA400PDXN7	Rear right		
FMJA400PSXN7	Rear left		
FMJA500ADXN7	Front right_Width: 80	25	500
FMJA500ASXN7	Front left_Width: 80		
FMJA500CENN7	Central		
FMJA500PDXN7	Rear right		
FMJA500PSXN7	Rear left		
FMJA600ADXN7	Front right_Width: 80	25	600
FMJA600ASXN7	Front left_Width: 80		
FMJA600CENN7	Central		
FMJA600PDXN7	Rear right		
FMJA600PSXN7	Rear left		
FMJA700ADXN7	Front right_Width: 80	25	700
FMJA700ASXN7	Front left_Width: 80		
FMJA700CENN7	Central		
FMJA700PDXN7	Rear right		
FMJA700PSXN7	Rear left		
FMJA800ADXN7	Front right_Width: 80	25	800
FMJA800ASXN7	Front left_Width: 80		
FMJA800CENN7	Central		
FMJA800PDXN7	Rear right		
FMJA800PSXN7	Rear left		

TERMINALS - galvanized steel

CODE	ARTICLE	H
FOBC400RIBZ0	Side / Rear	400
FOBC500RIBZ0	Side / Rear	500
FOBC600RIBZ0	Side / Rear	600
FOBC700RIBZ0	Side / Rear	700
FOBC800RIBZ0	Side / Rear	800

TABLE

MOD. H	A	B
400	400	378
500	500	478
600	600	578
700	700	678
800	800	778

Table:
H = Height (mm)

MOD. H = Model - Height (mm)
A/B = (mm)

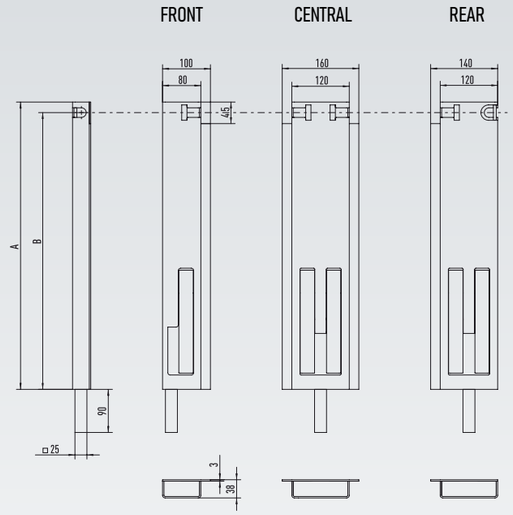

SIDE / REAR

PILLARS

TRILATERAL TOP PILLARS FOR TIPPER

TRILATERAL TOP PILLARS FOR TIPPER - cataforesis			
CODE	ARTICLE	BOARD THICKNESS (mm)	H
FMKA400ADXN7	Front right_Width: 80	25	400
FMKA400ASXN7	Front left_Width: 80		
FMKA400CENN7	Central		
FMKA400PDXN7	Rear right		
FMKA400PSXN7	Rear left		
FMKA500ADXN7	Front right_Width: 80	25	500
FMKA500ASXN7	Front left_Width: 80		
FMKA500CENN7	Central		
FMKA500PDXN7	Rear right		
FMKA500PSXN7	Rear left		
FMKA600ADXN7	Front right_Width: 80	25	600
FMKA600ASXN7	Front left_Width: 80		
FMKA600CENN7	Central		
FMKA600PDXN7	Rear right		
FMKA600PSXN7	Rear left		
FMKA700ADXN7	Front right_Width: 80	25	700
FMKA700ASXN7	Front left_Width: 80		
FMKA700CENN7	Central		
FMKA700PDXN7	Rear right		
FMKA700PSXN7	Rear left		
FMKA800ADXN7	Front right_Width: 80	25	800
FMKA800ASXN7	Front left_Width: 80		
FMKA800CENN7	Central		
FMKA800PDXN7	Rear right		
FMKA800PSXN7	Rear left		

TERMINALS - galvanized steel

CODE	ARTICLE	H
FOEC400TRIZO	Trilateral	400
FOEC500TRIZO	Trilateral	500
FOEC600TRIZO	Trilateral	600
FOEC700TRIZO	Trilateral	700
FOEC800TRIZO	Trilateral	800

TABLE

MOD. H	A	B	C
400	400	356	312
500	500	456	412
600	600	556	512
700	700	656	612
800	800	756	712

Table:
H = Height (mm)

MOD. H = Model - Height (mm)
A/B/C = (mm)

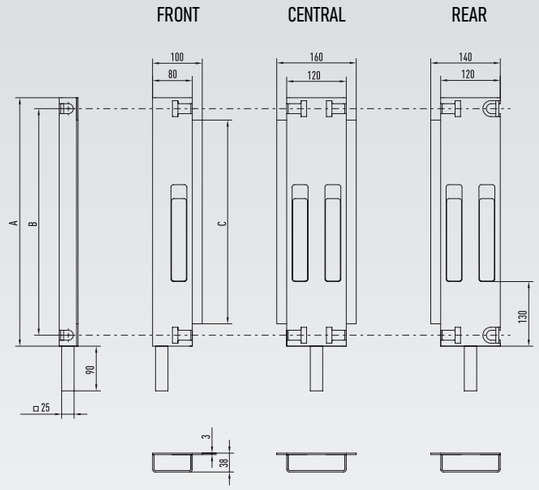

TRILATERAL

PILLARS

JOINT PILLARS FOR CURTAIN BODY



JOINT PILLARS FOR CURTAIN BODY - cataforesis

CODE	ARTICLE	BOARD THICKNESS (mm)	H
FMFC600CENN7	Central	25	600
FMFC800CENN7	Central		800
FMFCA00CENN7	Central		1000

ACCESSORIES & SPARE PARTS

CODE	ARTICLE
FCSMTASSAL00	Rough pocket to be welded
FCPMTASLATZ0	Galvanized side pocket
FCPMTASRLAZ0	Adjustable galvanized side pocket
FCPMCIASF000	Board fixing plate *[included]*

TERMINALS - galvanized steel



CODE	ARTICLE	H
FOAC600LDXZ0	Side right	600
FOAC600LSXZ0	Side left	
FOAC800LDXZ0	Side right	800
FOAC800LSXZ0	Side left	
FOACA00LDXZ0	Side right	1000
FOACA00LSXZ0	Side left	

TABLE

MOD. H	A	B	C
600	595	-	-
800	732	-	-
1000	595	399	844

Table:
H = Height (mm)

MOD. H = Model - Height (mm)
A/B/C = (mm)

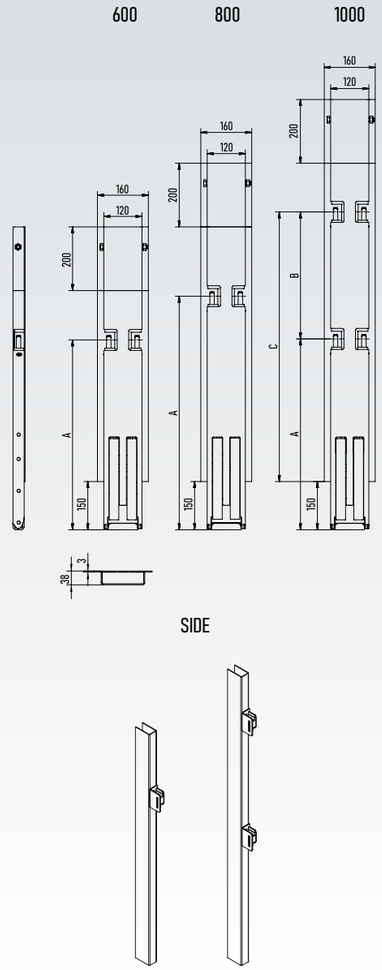

Rough pocket to be welded



Galvanized side pocket



Adjustable pocket in galvanized steel: side

Board fixing plate *[included]*

PILLARS
CURTAINSIDER

CURTAINSIDER - rough steel		
CODE	ARTICLE	H
FMIA08026000	Curtainsider_Width: 80	2500

Table:
H = Height (mm)



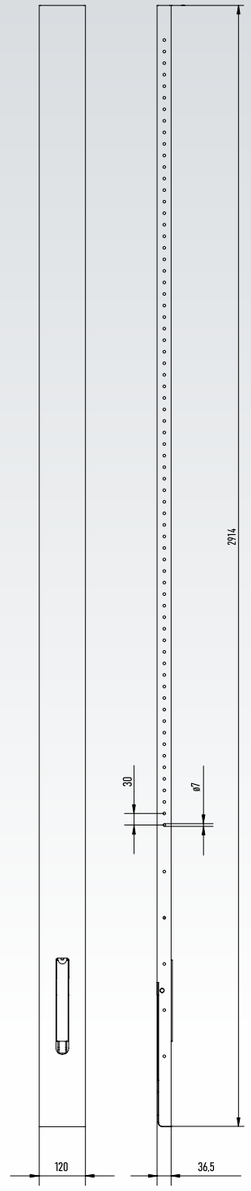

PILLARS
CURTAINSIDER CP4

CURTAINSIDER CP4 - cataphoresis		
CODE	ARTICLE	H
FMIB000280N7	Curtainsider CP4	2800

ACCESSORIES	
CODE	ARTICLE
FCPMPST150Z0	Sticks holder 150 galvanized
FCPMPST600Z0	Sticks holder 600 galvanized
FCPMKSF001Z0	Extendable post kit L1060 Curtainsider galvanized

SPARE PARTS	
CODE	ARTICLE
FCPM45CS0000	Curtainsider board fixing plate
FCPMBSF001ZN	Extendable post block Curtainsider galvanized
FCPMBSF002ZN	Extendable post block with galvanized hook
FCPMGSCS00ZN	Extendable post frame Curtainsider galvanized
FCPMSFCS00ZN	Extendable post profile Curtainsider galvanized
HBVFMF3022NM	Extendable post spring rough

Table:
H = Height (mm)



Sticks holder 150 galvanized

Sticks holder 600 galvanized

Extendable post kit L1060 Curtainsider galvanized

Curtainsider board fixing plate

Extendable post block Curtainsider galvanized

Extendable post block with galvanized hook



Extendable post frame Curtainsider galvanized

Extendable post profile Curtainsider galvanized

Extendable post spring rough

PILLARS

CURTAINSIDER CP5
600 / 800 / 1000

CURTAINSIDER CP5 - cataphoresis

CODE	ARTICLE	H
FMIB600280N7	Curtainsider CP5 600	2800
FMIB800280N7	Curtainsider CP5 800	2800
FMIBA00280N7	Curtainsider CP5 1000	2800

ACCESSORIES

CODE	ARTICLE
FCPMPST150Z0	Sticks holder 150 galvanized
FCPMKSF001Z0	Extendable post kit L1060 Curtainsider galvanized

SPARE PARTS

CODE	ARTICLE
FCPM45CS0000	Curtainsider board fixing plate
FCPMBSF001ZN	Extendable post block Curtainsider galvanized
FCPMBSF002ZN	Extendable post block with galvanized hook
FCPMGSCS00ZN	Extendable post frame Curtainsider galvanized
FCPMSFCS00ZN	Extendable post profile Curtainsider galvanized
HBVFMF3022NM	Extendable post spring rough

TERMINALS - galvanized steel



CODE	ARTICLE	H
FOAC60ALDXZ0	Side right	600
FOAC60ALSXZ0	Side left	
FOAC80ALDXZ0	Side right	800
FOAC80ALSXZ0	Side left	
FOACA0ALDXZ0	Side right	1000
FOACA0ALSXZ0	Side left	

Table:
H = Height (mm)

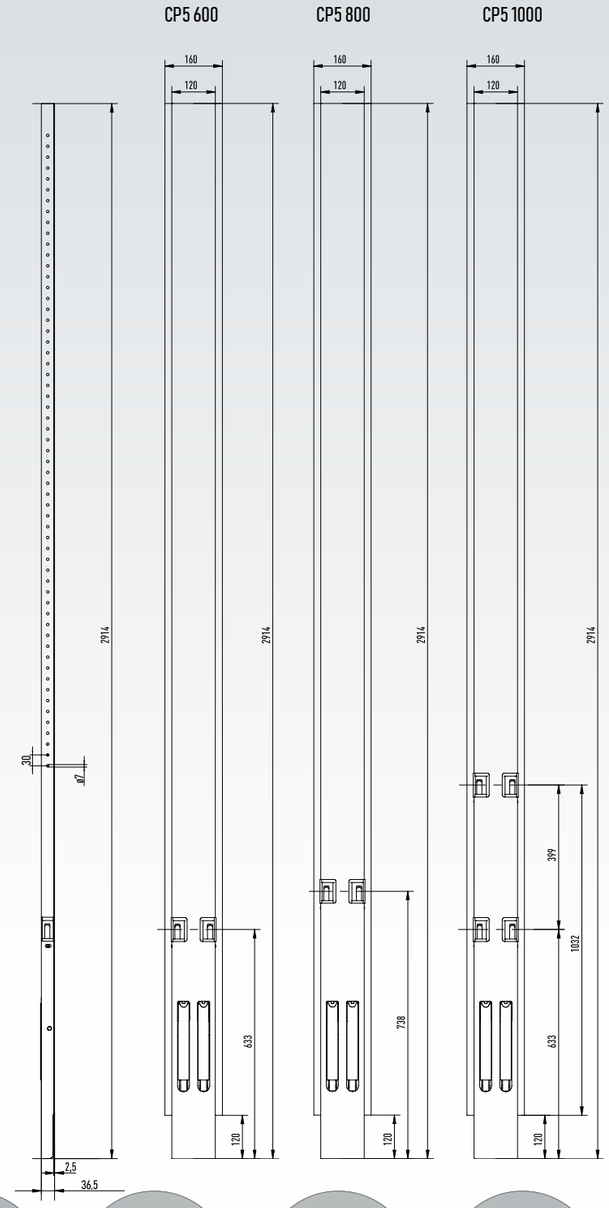



Sticks holder 150 galvanized

Extendable post kit L1060 Curtainsider galvanized

Curtainsider board fixing plate

Extendable post block Curtainsider galvanized



Extendable post block with galvanized hook



Extendable post frame Curtainsider galvanized

Extendable post profile Curtainsider galvanized

Extendable post spring rough

BUMPER BARS

BUMPER BARS			
CODE	MATERIAL	L	T
FAAAZ20180G0	Galvanized steel + painted grey	1800	2
FAAAZ20190G0		1900	
FAAAZ20200G0		2000	
FAAAZ20210G0		2100	
FAAAZ20220G0		2200	
FAAAZ20230G0		2300	
FAAAZ20240G0		2400	
IQAVTESINNN0	PVC cap	-	-

BUMPER BARS - MODEL "ALTO"			
CODE	MATERIAL	L	T
FAEA000230NN	Grey painted steel	2300	2
FAEA000240NN		2400	
FAEA000230B0	White painted steel	2300	2
FAEA000240B0		2400	

BUMPER BARS			
CODE	MATERIAL	L	T
FAAI000180NN	Stainless steel "FIORE"	1800	2
FAAI000190NN		1900	
FAAI000200NN		2000	
FAAI000210NN		2100	
FAAI000220NN		2200	
FAAI000230NN		2300	
FAAI000240NN		2400	
IQAVTESINNN0	PVC cap	-	-

BUMPER BARS - MODEL "ALTO"			
CODE	MATERIAL	L	T
FAEI000230NN	Stainless steel "FIORE"	2300	2
FAEI000240NN		2400	

Table:
L = Lenght (mm)
T = Thickness (mm)

PVC cap

NOTE: TAILOR SIZED BUMPER BARS AVAILABLE ON DEMAND

LOAD FASTENING BARS



LOAD FASTENING BARS			
CODE	MATERIAL	L x W x T	WEIGHT kg
FGAABARFMCZ0	Galvanized steel - white	3060 x 134 x 2,2	6,3

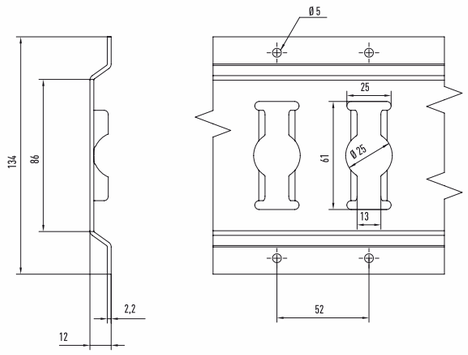

ACCESSORY			
CODE	ARTICLE	H	D
HACPTERFCAN0	PVC terminal	134	12

Table:
L = Lenght (mm)
W = Width (mm)
D = Depth (mm)
H = Height (mm)
T = Thickness (mm)

© COPYRIGHT 2025 CO.PAR. S.r.l.
CO.PAR. RESERVES THE RIGHT TO ALTER MODELS AND SIZES WITHOUT PRIOR NOTICE

PROJECT & GRAPHIC DESIGN: MONICAALBERTON.COM
PHOTO: STUDIO PRIMOPIANO AND LUCIOLINGUANOTTO.COM
PRINT: MARIGRAF S.r.l.

PRINTED IN JUNE 2025

ENGLISH

COPAR
INDUSTRIAL VEHICLES EQUIPMENT

PLASTIC DIVISION

Via Tiepolo, 4
35019 Tombolo (PD), Italy

METAL DIVISION

Via Casoni Nuova, 12
35014 Fontaniva (PD), Italy

Tel. +39 049 9445040
Fax +39 049 9449014
info@copar.it

www.copar.it

TÜV SÜD ISO 9001

MADE IN ITALY